



**Prevent Child Abuse**  
Kentucky

# Collaboration: Improving the Investigation and Prosecution of Crimes Against Children



Joel T. Griffith, MA  
Prevent Child Abuse Kentucky  
859-225-8879  
[jgriffith@pcaky.org](mailto:jgriffith@pcaky.org)



# Have you seen this....



Riverside County: Cuts in child protective services possible

Mothers abused in childhood more likely to have at-risk babies


Underreporting Hides Violence

Social service agencies fear budget loss


Law & Disorder: Ex-child abuse investigator pleads guilty to misconduct

Texas harms foster children with inattention, shoddy system, lawsuit says

Some DCS staffers lack training to interview child abuse victims



Does the obvious ever  
escape you?



# The Scope of the Problem



- Review Kentucky data trends, regionally and statewide
- Identify prevalent risk factors
- Review best practice standards for collaborative responses to child maltreatment



# Child Maltreatment Incidence Data

	Statewide	Eastern Mountain
Reports Accepted	<b>47,280</b>	<b>5,322</b>
Children Reported	<b>61,754</b>	<b>6,811</b>
Founded	<b>18,101</b>	<b>1,911</b>

Source: Kentucky Department for  
Community Based Services



# Child Maltreatment Incidence Data

Maltreatment Type	Statewide	Eastern Mountain
Neglect	14,419	1,687
Physical Abuse	3,144	275
Sexual Abuse	1,302	91

Source: Kentucky Department for  
Community Based Services



# Child Maltreatment Incidence Data

Risk Factor	Statewide	Eastern Mountain
Income Issues	<b>75.9%</b>	<b>79.8%</b>
Domestic Violence	<b>64.7%</b>	<b>62.4%</b>
Substance Abuse	<b>58.4%</b>	<b>74.1%</b>
Mental Health	<b>41.9%</b>	<b>34.1%</b>
Two or more	<b>75.2%</b>	<b>79.3%</b>

Source: Kentucky Department for  
Community Based Services



# Child Maltreatment Incidence Data

Age	Statewide	Eastern Mountain
Infant	<b>12.2%</b>	<b>12.7%</b>
1 through 5 years	<b>35.7%</b>	<b>35.6%</b>
6 through 10 years	<b>25.0%</b>	<b>25.5%</b>
11 through 17 years	<b>26.2%</b>	<b>25.4%</b>

Source: Kentucky Department for  
Community Based Services



# Death and Near Fatality Data

- Each year 31 children will die from abuse and neglect (5 year average)
- Additionally, 42 children will be involved in near fatal incidents each year
- Eastern Mountain reports none in FY 2010, but 6 (combined) in 2009

# Adverse Childhood Experiences (ACE) Data and Implications



## Household Exposures

- Alcohol Abuse—23.5%
- Mental Illness—18.8%
- Battered Mother—12.5%
- Drug Abuse—4.9%
- Criminal Behavior—3.4%

## Childhood Abuse

- Emotional—11.0%
- Physical—30.1%
- Sexual—19.9%

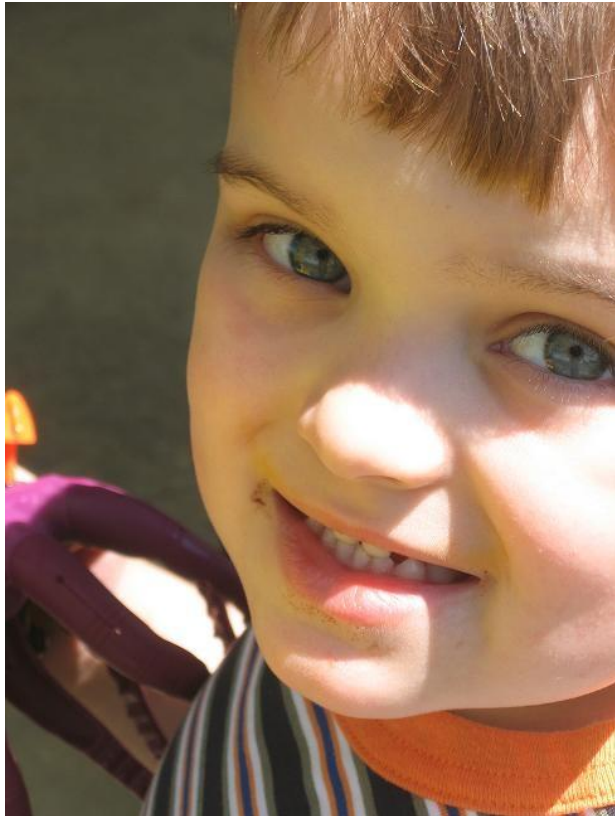
# Collaborative Best Practice: Strategies and Prerequisites



- Clear purpose
- Desire to work with these families, in a helping capacity
- Knowledge of child development and family dynamics
- Accountability
- Respect



# Collaborative Best Practice: Strategies and Prerequisites



- Engagement and participation
- Data
- Consensus—roles and protocol
- Cross training
- Quality improvement focus

# Questions

